

2009 National City/KHSAA Boys' Sweet 16 - Game Box Score

Anderson County Bearcats vs. Elliott County Lions

Date: 03/19/2009 Time: 8:30 pm Site: Rupp Arena-Lexington, KY Attendance: 21,048

Visitors: Elliott County Lions

##	Name	P	FG	3 Pt	FT	PTS	ORB	DRB	TR	PF	AST	TO	BS	ST	MIN
1	* Ethan Faulkner		7/10	1/1	5/5	20	3	4	7	2	4	2	0	5	32:00
2	* Evan Faulkner		6/10	2/3	0/1	14	3	3	6	3	2	1	0	2	29:27
3	* Chris Knipp		1/8	0/3	1/2	3	2	1	3	3	1	2	0	0	28:48
4	* Jonathan Ferguson		9/17	4/9	2/2	24	3	4	7	0	0	1	0	0	32:00
5	Jonathan Morgan		0/0	0/0	0/0	0	0	0	0	0	0	0	0	0	DNP
10	Craig Faulkner		0/0	0/0	0/0	0	0	0	0	0	0	0	0	0	DNP
12	Nick Lewis		0/0	0/0	0/0	0	0	0	0	0	0	0	0	0	DNP
20	Daniel Fraley		0/0	0/0	0/0	0	0	0	0	0	0	0	0	0	DNP
21	* Timmy Knipp		5/14	2/5	1/1	13	3	2	5	2	2	1	4	1	32:00
25	Ceith Griffith		0/0	0/0	0/0	0	0	0	0	0	0	0	0	0	DNP
30	Seth Dickerson		0/0	0/0	0/0	0	0	0	0	0	0	0	0	0	DNP
34	Jared Flannery		0/0	0/0	0/0	0	0	0	0	0	0	0	0	0	2:33
40	Jacob Ison		0/0	0/0	0/0	0	0	0	0	2	0	0	0	0	3:12
	Team						2	1	3						
	Totals		28/59	9/21	9/11	74	16	15	31	12	9	7	4	8	160
	Total FG		1st Half	14/31	45.2%	2nd Half	14/28	50.0%	Game	28/59	47.5%				
	3 PT FG		1st Half	7/15	46.7%	2nd Half	2/6	33.3%	Game	9/21	42.9%				
	Free Throws		1st Half	3/4	75.0%	2nd Half	6/7	85.7%	Game	9/11	81.8%				

Home: Anderson County Bearcats

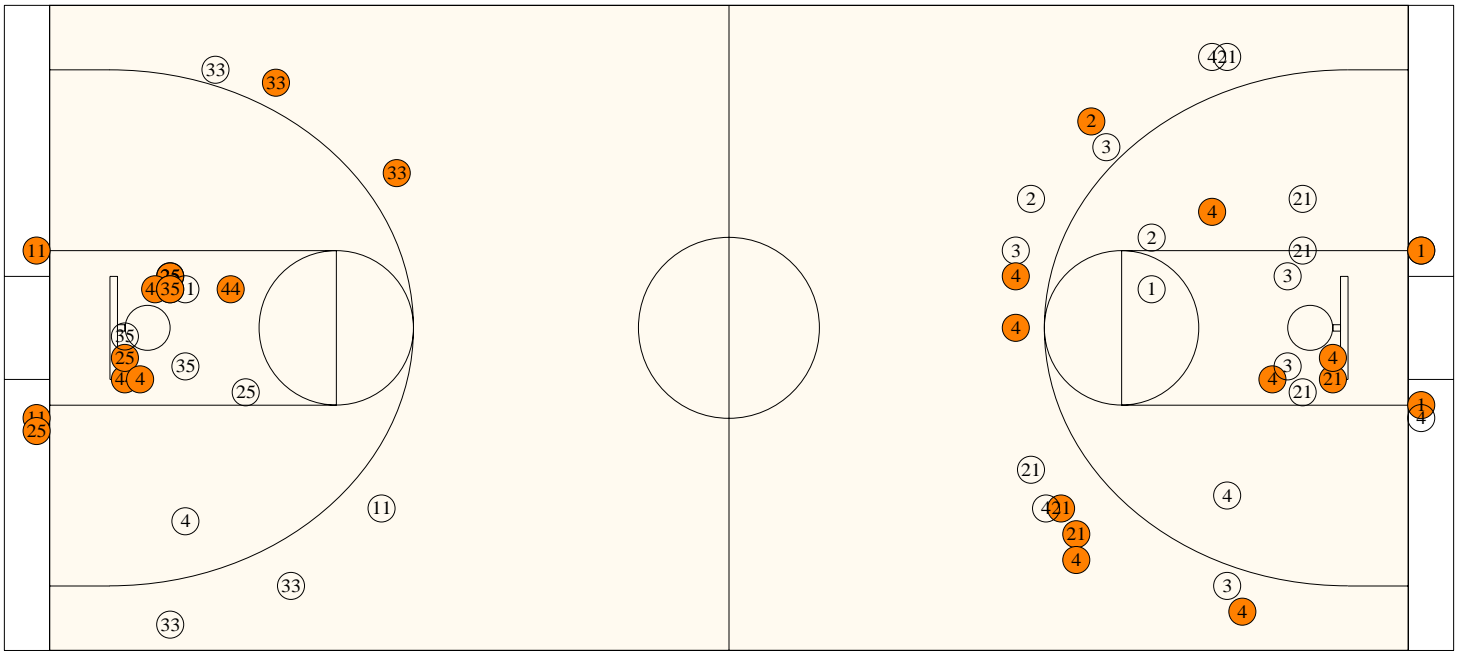
##	Name	P	FG	3 Pt	FT	PTS	ORB	DRB	TR	PF	AST	TO	BS	ST	MIN
2	Jeremy Turpin		0/0	0/0	0/0	0	0	0	0	1	0	1	0	1	2:40
3	* Allen Warford		1/1	1/1	0/0	3	0	0	0	4	1	3	1	0	24:34
4	Walt Ruggles		1/2	0/0	1/1	3	1	0	1	1	0	1	0	0	2:15
10	Ben Walker		0/0	0/0	0/0	0	0	0	0	0	0	0	0	0	DNP
11	* Will Ruggles		3/6	0/1	2/2	8	0	1	1	1	4	4	0	0	30:56
13	Erik Newton		0/0	0/0	0/0	0	0	0	0	0	0	0	0	0	DNP
15	Austin Robinson		0/0	0/0	0/0	0	0	0	0	0	0	0	0	0	DNP
23	Grant Cox		0/0	0/0	0/0	0	0	0	0	0	0	0	0	0	DNP
25	* C J Penny		5/14	0/2	0/0	10	2	6	8	4	2	5	0	2	26:16
33	* Landon Jenkins		3/9	3/9	0/0	9	0	0	0	3	2	1	2	0	29:40
35	Nick Humphries		3/5	0/0	2/4	8	1	1	2	1	0	0	2	0	11:39
44	* Jacob Russell		6/7	1/2	7/9	20	3	7	10	0	7	1	1	1	32:00
50	Taylor Trimble		0/0	0/0	0/0	0	0	0	0	0	0	0	0	0	DNP
14	Tyler Hyatt		0/0	0/0	0/0	0	0	0	0	0	0	0	0	0	DNP
24	Dylan Riley		0/0	0/0	0/0	0	0	0	0	0	0	0	0	0	DNP
	Team						2	1	3						
	Totals		22/44	5/15	12/16	61	9	16	25	15	16	16	6	4	160
	Total FG		1st Half	13/23	56.5%	2nd Half	9/21	42.9%	Game	22/44	50.0%				
	3 PT FG		1st Half	2/6	33.3%	2nd Half	3/9	33.3%	Game	5/15	33.3%				
	Free Throws		1st Half	3/5	60.0%	2nd Half	9/11	81.8%	Game	12/16	75.0%				

	ELL	And		ELL	And		ELL	And
Free Throw Pts	9	12	3Pt Points	27	15	Pts/Possession	1.37	1.07
Pts off Turnovers	21	5	2nd Chance Points	16	11	Pts off Bench	0	11
Total Rebounds	31	25	Team Rebounds	3	3	Dead Ball Reb	1	2
Off Rebound %	50.0	37.5	Def Rebound %	62.5	50.0	Total Rebound %	55.4	44.6
3Pt Efficiency	+9.5	-5.7	Def. Stops	31	23	Pts/Shot	1.16	1.17
Technical Fouls	ELL	None						
	And	None						
Officials	Troy Winders, Lance Wilson, Tim O'Hara							

	Qtr 1	Qtr 2	Qtr 3	Qtr 4	OT 1	OT 2	OT 3	OT 4	Total
Elliott County Lions	19	19	13	23	0	0	0	0	74
Anderson County Bearcats	15	16	16	14	0	0	0	0	61

Largest Lead And 59 ELL 74 (15 pts) Lead Changes 0 Number of Ties 1
 Comments: None

FIRST HALF



Anderson County

Shooting	Pts	Pts
2FG 11/17 (64.7%)	22	Pts/Shot 1.24
3FG 2/6 (33.3%)	6	2nd Eff Pts 9
TFG 13/23 (56.5%)		Pts off TO's 3
FT 3/5 (60.0%)	3	3Pt Eff -9.8
Scoring Distribution: 2FG 71.0% 3FG 19.4% FT 9.7%		

Elliott County

Shooting	Pts	Pts
2FG 7/16 (43.8%)	14	Pts/Shot 1.15
3FG 7/15 (46.7%)	21	2nd Eff Pts 10
TFG 14/31 (45.2%)		Pts off TO's 12
FT 3/4 (75.0%)	3	3Pt Eff +17.5
Scoring Distribution: 2FG 36.8% 3FG 55.3% FT 7.9%		

SECOND HALF



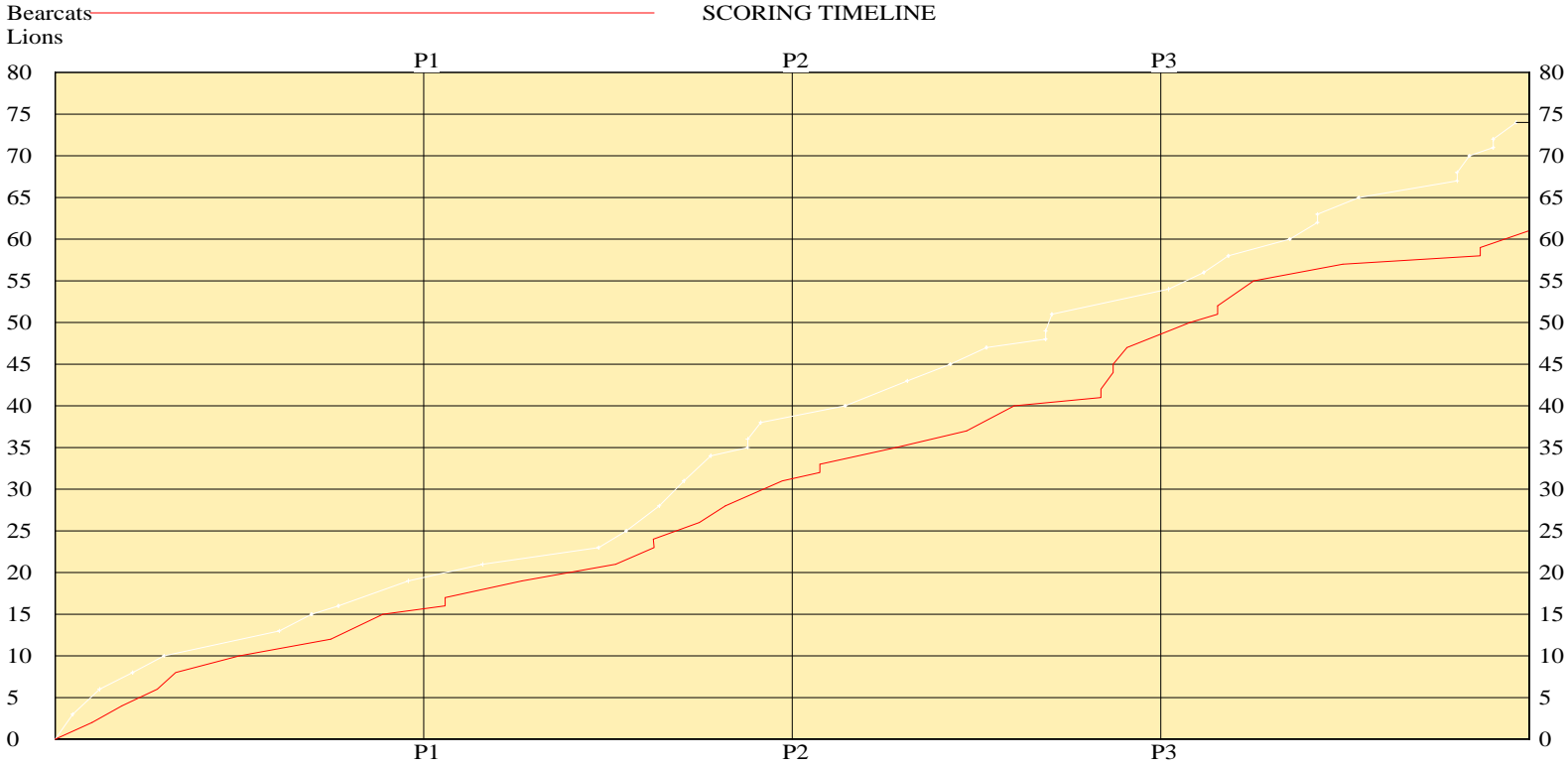
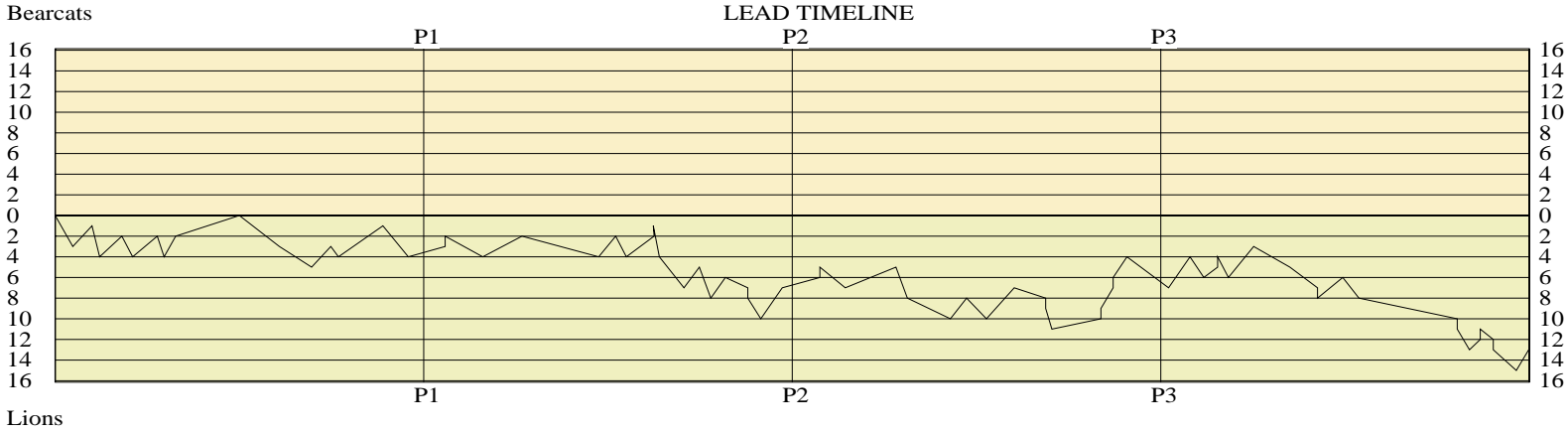
Anderson County

2FG 6/12 (50.0%)	12s	Pts/Shot 1.15
3FG 3/9 (33.3%)	9	2nd Eff Pts 2
TFG 9/21 (42.9%)		Pts off TO's 2
FT 9/11 (81.8%)	9	3Pt Eff +0.0
Scoring Distribution: 2FG 40.0% 3FG 30.0% FT 30.0%		

Elliott County

2FG 12/22 (54.5%)	24s	Pts/Shot 1.16
3FG 2/6 (33.3%)	6	2nd Eff Pts 6
TFG 14/28 (50.0%)		Pts off TO's 9
FT 6/7 (85.7%)	6	3Pt Eff -3.0
Scoring Distribution: 2FG 66.7% 3FG 16.7% FT 16.7%		

2009 National City/KHSAA Boys' Sweet 16 - Scoring Timeline Report
 Anderson County Bearcats vs. Elliott County Lions
 DATE: 03/19/2009 TIME: 8:30 pm SITE: Rupp Arena-Lexington, KY



Largest Lead And 59 ELL 74 (15 pts) Lead Changes 0 Number of Ties 1

2009 National City/KHSAA Boys' Sweet 16 - Play by Play Report - Scoring Only (pg 1)
Anderson County Bearcats vs. Elliott County Lions
Date: 03/19/2009 Time: 8:30 pm Site: Rupp Arena-Lexington, KY Attendance: 21,048

Name	Action	Action	Score	Clock	Diff	Name	Action	Action
			0-3	1 7:37	-3 (L1)	T Knipp	3Pt Made	E Faulkner Assist
W Ruggles	Layup Made	J Russell Assist	2-3	1 7:12	-1			
			2-6	1 7:02	-4	J Ferguson	3Pt Made	T Knipp Assist
J Russell	Putback Made		4-6	1 6:33	-2			
			4-8	1 6:19	-4	E Faulkner	Layup Made	
C J Penny	FG Made	A Warford Assist	6-8	1 5:47	-2			
			6-10	1 5:38	-4	E Faulkner	Layup Made	
C J Penny	Layup Made	J Russell Assist	8-10	1 5:23	-2			
C J Penny	Putback Made		10-10	1 4:00 (T1)				
			10-13	1 3:08	-3	E Faulkner	3Pt Made	T Knipp Assist
			10-15	1 2:26	-5	J Ferguson	FG Made	E Faulkner Assist
J Russell	FG Made		12-15	1 2:01	-3			
			12-16	1 1:51	-4	C Knipp	FT Made	
L Jenkins	3Pt Made	W Ruggles Assist	15-16	1 0:53	-1			
			15-19	1 0:20	-4	T Knipp	3Pt Made	

End of Period Summary Bearcats 15 Lions 19

Largest Lead: Bearcats 10 Lions 15 (5 pts)	Lead Changes: 1 Ties: 1
Lead in Period: Bearcats 10 Lions 15 (5 pts)	Lead Changes: 0 Ties: 1 (this period)
2 for 3 oppo pts	2 for 3 oppo pts
3 for 4 pts	4 for 3 pts
7/13 for 53.8 %	7/13 for 53.8 %
0/0 for 0.00 %	1/2 for 50.0 %
Turnovers	
2nd Chances	
Field Goals	
Free Throws	

J Russell	FT Made		16-19	2 7:32	-3	E Faulkner	Personal Foul	
J Russell	FT Made		17-19	2 7:32	-2			
			17-21	2 6:43	-4	T Knipp	Putback Made	
J Russell	FG Made	L Jenkins Assist	19-21	2 5:52	-2			
			19-23	2 4:12	-4	J Ferguson	Putback Made	
N Humphries	FG Made	J Russell Assist	21-23	2 3:50	-2			
			21-25	2 3:36	-4	J Ferguson	FG Made	
W Ruggles	FG Made		23-25	2 3:00	-2			
W Ruggles	FT Made		24-25	2 3:01	-1	T Knipp	Personal Foul	
			24-28	2 2:53	-4	J Ferguson	3Pt Made	E Faulkner Assist
			24-31	2 2:21	-7	J Ferguson	3Pt Made	
N Humphries	FG Made	W Ruggles Assist	26-31	2 2:01	-5			
			26-34	2 1:46	-8	J Ferguson	3Pt Made	
W Ruggles	Layup Made	J Russell Assist	28-34	2 1:27	-6			
			28-35	2 0:58	-7	J Ferguson	FT Made	
			28-36	2 0:58	-8	J Ferguson	FT Made	
			28-38	2 0:41	-10	E Faulkner	Layup Made	
L Jenkins	3Pt Made	J Russell Assist	31-38	2 0:13	-7			

End of Period Summary Bearcats 31 Lions 38

Largest Lead: Bearcats 28 Lions 38 (10 pts)	Lead Changes: 1 Ties: 1
Lead in Period: Bearcats 28 Lions 38 (10 pts)	Lead Changes: 0 Ties: 0 (this period)
5 for 9 oppo pts	1 for 0 oppo pts
3 for 5 pts	7 for 7 pts
6/10 for 60.0 %	7/18 for 38.9 %
3/5 for 60.0 %	2/2 for 100 %
Turnovers	
2nd Chances	
Field Goals	
Free Throws	

2009 National City/KHSAA Boys' Sweet 16 - Play by Play Report - Scoring Only (pg 2)
Anderson County Bearcats vs. Elliott County Lions
Date: 03/19/2009 Time: 8:30 pm Site: Rupp Arena-Lexington, KY Attendance: 21,048

Name	Action	Action	Score	Clock	Diff	Name	Action	Action
W Ruggles	FT Made		32-38	3	7:24 -6	E Faulkner	Personal Foul	
W Ruggles	FT Made		33-38	3	7:24 -5			
			33-40	3	6:51 -7	E Faulkner	Layup Made	
W Ruggles	FG Made	J Russell Assist	35-40	3	5:45 -5			
			35-43	3	5:30 -8	E Faulkner	3Pt Made	E Faulkner Assist
			35-45	3	4:34 -10	E Faulkner	Layup Made	C Knipp Assist
N Humphries	Layup Made	W Ruggles Assist	37-45	3	4:13 -8			
			37-47	3	3:47 -10	E Faulkner	Layup Made	
L Jenkins	3Pt Made	J Russell Assist	40-47	3	3:11 -7			
L Jenkins	Personal Foul		40-48	3	2:30 -8	E Faulkner	FT Made	
			40-49	3	2:30 -9	E Faulkner	FT Made	
			40-51	3	2:22 -11	E Faulkner	Layup Made	
J Russell	FT Made		41-51	3	1:18 -10	E Faulkner	Personal Foul	
J Russell	FT Made		42-51	3	1:18 -9			
J Russell	Layup Made	L Jenkins Assist	44-51	3	1:02 -7			
J Russell	FT Made		45-51	3	1:02 -6			
C J Penny	Layup Made		47-51	3	0:44 -4			

End of Period Summary Bearcats 47 Lions 51

Largest Lead: Bearcats 40 Lions 51 (11 pts)	Lead Changes: 1 Ties: 1
Lead in Period: Bearcats 40 Lions 51 (11 pts)	Lead Changes: 0 Ties: 0 (this period)
5 for 4 oppo pts	Turnovers
1 for 0 pts	2nd Chances
5/11 for 45.5 %	Field Goals
5/5 for 100 %	Free Throws
	2 for 2 oppo pts
	0 for 0 pts
	5/11 for 45.5 %
	2/3 for 66.7 %

			47-54	4	7:50 -7	E Faulkner	3Pt Made	
J Russell	3Pt Made	C J Penny Assist	50-54	4	7:22 -4			
			50-56	4	7:04 -6	E Faulkner	Putback Made	
J Russell	FT Made		51-56	4	6:46 -5	T Knipp	Personal Foul	
J Russell	FT Made		52-56	4	6:46 -4			
			52-58	4	6:32 -6	T Knipp	FG Made	
A Warford	3Pt Made	W Ruggles Assist	55-58	4	5:59 -3			
			55-60	4	5:12 -5	J Ferguson	Putback Made	
			55-62	4	4:36 -7	E Faulkner	Layup Made	
A Warford	Personal Foul		55-63	4	4:36 -8	E Faulkner	FT Made	
J Russell	FG Made	C J Penny Assist	57-63	4	4:03 -6			
			57-65	4	3:42 -8	E Faulkner	Putback Made	
			57-67	4	1:34 -10	T Knipp	FG Made	
N Humphries	Personal Foul		57-68	4	1:34 -11	T Knipp	FT Made	
			57-70	4	1:18 -13	J Ferguson	Layup Made	E Faulkner Assist
N Humphries	FT Made		58-70	4	1:04 -12			
N Humphries	FT Made		59-70	4	1:04 -11			
W Ruggles	Personal Foul		59-71	4	0:47 -12	E Faulkner	FT Made	
			59-72	4	0:47 -13	E Faulkner	FT Made	
			59-74	4	0:17 -15	C Knipp	Layup Made	E Faulkner Assist
C J Penny	Layup Made		61-74	4	0:01 -13			

End of Period Summary Bearcats 61 Lions 74

Largest Lead: Bearcats 59 Lions 74 (15 pts)	Lead Changes: 1 Ties: 1
Lead in Period: Bearcats 59 Lions 74 (15 pts)	Lead Changes: 0 Ties: 0 (this period)
4 for 5 oppo pts	Turnovers
	2 for 0 oppo pts

OFFICIAL BASKETBALL BOX SCORE
Elliott County Lions vs Anderson County Bearcats

03/19/2009 8:30 pm
Final Box Score

Rupp Arena
Lexington, KY

No.	Elliott County Lions	Total FG		3-point		Free throw		Rebounds			F	TP	A	TO	BLK	STL	MIN
		FG	FGA	FG	FGA	FT	FTA	Off	Def	Tot							
1	Ethan Faulkner	7	10	1	1	5	5	3	4	7	2	20	4	2	0	5	32:00
2	Evan Faulkner	6	10	2	3	0	1	3	3	6	3	14	2	1	0	2	29:27
3	Chris Knipp	1	8	0	3	1	2	2	1	3	3	3	1	2	0	0	28:48
4	Jonathan Ferguson	9	17	4	9	2	2	3	4	7	0	24	0	1	0	0	32:00
5	Jonathan Morgan	0	0	0	0	0	0	0	0	0	0	0	0	0	0	0	DNP
21	Timmy Knipp	5	14	2	5	1	1	3	2	5	2	13	2	1	4	1	32:00
40	Jacob Ison	0	0	0	0	0	0	0	0	0	2	0	0	0	0	0	3:12
34	Jared Flannery	0	0	0	0	0	0	0	0	0	0	0	0	0	0	0	2:33
10	Craig Faulkner	0	0	0	0	0	0	0	0	0	0	0	0	0	0	0	DNP
12	Nick Lewis	0	0	0	0	0	0	0	0	0	0	0	0	0	0	0	DNP
20	Daniel Fraley	0	0	0	0	0	0	0	0	0	0	0	0	0	0	0	DNP
25	Ceith Griffith	0	0	0	0	0	0	0	0	0	0	0	0	0	0	0	DNP
30	Seth Dickerson	0	0	0	0	0	0	0	0	0	0	0	0	0	0	0	DNP
Team (Included in Totals)								2	1	3							
Totals		28	59	9	21	9	11	16	15	31	12	74	9	7	4	8	160
Total FG%: 1st half 14 - 31 (45.2%) 2nd half 14 - 28 (50.0%) Game 28 - 59 (47.5%) 3Pt FG%: 1st half 7 - 15 (46.7%) 2nd half 2 - 6 (33.3%) Game 9 - 21 (42.9%) FT%: 1st half 3 - 4 (75.0%) 2nd half 6 - 7 (85.7%) Game 9 - 11 (81.8%)												Deadball rebounds 1					

No.	Anderson County Bearcats	Total FG		3-point		Free throw		Rebounds			F	TP	A	TO	BLK	STL	MIN
		FG	FGA	FG	FGA	FT	FTA	Off	Def	Tot							
2	Jeremy Turpin	0	0	0	0	0	0	0	0	0	1	0	0	1	0	1	2:40
3	Allen Warford	1	1	1	1	0	0	0	0	0	4	3	1	3	1	0	24:34
4	Walt Ruggles	1	2	0	0	1	1	1	0	1	1	3	0	1	0	0	2:15
10	Ben Walker	0	0	0	0	0	0	0	0	0	0	0	0	0	0	0	DNP
11	Will Ruggles	3	6	0	1	2	2	0	1	1	1	8	4	4	0	0	30:56
44	Jacob Russell	6	7	1	2	7	9	3	7	10	0	20	7	1	1	1	32:00
33	Landon Jenkins	3	9	3	9	0	0	0	0	0	3	9	2	1	2	0	29:40
25	C J Penny	5	14	0	2	0	0	2	6	8	4	10	2	5	0	2	26:16
35	Nick Humphries	3	5	0	0	2	4	1	1	2	1	8	0	0	2	0	11:39
13	Erik Newton	0	0	0	0	0	0	0	0	0	0	0	0	0	0	0	DNP
15	Austin Robinson	0	0	0	0	0	0	0	0	0	0	0	0	0	0	0	DNP
23	Grant Cox	0	0	0	0	0	0	0	0	0	0	0	0	0	0	0	DNP
50	Taylor Trimble	0	0	0	0	0	0	0	0	0	0	0	0	0	0	0	DNP
14	Tyler Hyatt	0	0	0	0	0	0	0	0	0	0	0	0	0	0	0	DNP
24	Dylan Riley	0	0	0	0	0	0	0	0	0	0	0	0	0	0	0	DNP
Team (Included in Totals)								2	1	3							
Totals		22	44	5	15	12	16	9	16	25	15	61	16	16	6	4	160
Total FG%: 1st half 13 - 23 (56.5%) 2nd half 9 - 21 (42.9%) Game 22 - 44 (50.0%) 3Pt FG%: 1st half 2 - 6 (33.3%) 2nd half 3 - 9 (33.3%) Game 5 - 15 (33.3%) FT%: 1st half 3 - 5 (60.0%) 2nd half 9 - 11 (81.8%) Game 12 - 16 (75.0%)												Deadball rebounds 2					

Technical Fouls: None

Attendance: 21,048

Officials: Troy Winders, Lance Wilson, Tim O'Hara

Score by Period	1st	2nd	3rd	4th	Final	Record	Overall	Conf
Elliott County Lions	19	19	13	23	74	Lions		
Anderson County Bearcats	15	16	16	14	61	Bearcats		

	Bearcats Lions		Bearcats Lions		Bearcats Lions	
Points off Turnovers	5	21	11	16	Bench Points	11 0
Points in the Paint	22	32	15	27	Free Throw Points	12 9
3pt Efficiency	-5.7	+9.5	1.17	1.16	Defensive Stops	23 31
Largest Lead	59	74 (15 pts)	0		Number of Ties	1

Game comments: None